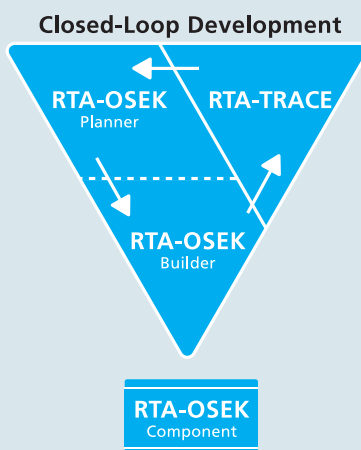


# RTA-OSEK

## Infineon C166 with the Tasking VX Compiler



### Features at a Glance

- OSEK/VDX OS v2.2 Certified OS
- RTOS overhead: 14 bytes RAM, 89 bytes ROM
- Category 2 interrupt latency: 172 CPU cycles
- Applications include: Engine management, body electronics, fuel cell control, airbag control



ETAS Group  
Automotive LifeCycle  
Solutions

### RTA-OSEK

RTA-OSEK provides an application design environment that combines the smallest and fastest OSEK RTOS with a unique timing analysis tool.

This datasheet discusses the Infineon C166 port of the RTA-OSEK kernel alone and should be read in conjunction with the Technical Product Overview "Developing Embedded Real-Time Applications with RTA-OSEK" available from ETAS.

The kernel element of RTA-OSEK is a fixed priority, pre-emptive real-time operating system that is compliant to the OSEK/VDX OS standard version 2.3 for all four conformance classes (BCC1, BCC2, ECC1 and ECC2) and intra processor communication using OSEK COM Conformance Classes A and B (CCCA and CCCB).

All CPU overheads of the kernel have low worst case bounds and little variability in execution time. The kernel is particularly suited to systems with very tight constraints on hardware costs and where run-time performance must be guaranteed.

The kernel is configured using an offline tool provided with RTA-OSEK. Determining in advance which features are used allows memory requirements to be minimized and API calls to be optimized for greatest efficiency.

All tasks and ISRs in RTA-OSEK run on a single stack – even extended tasks. This allows dramatic reductions in application stack space requirements.

The RTA-OSEK kernel is designed to be scalable. When a task uses queued activation or waits on events, the additional RTOS overhead required to support these features is paid by the task rather than by the system. This means that a basic single activation task uses the same resources in a BCC1 system as it does in an ECC2 system.

### Compiler/Assembler/Linker

The libraries containing the code for the RTA-OSEK kernel have been built using the following tools:

- Tasking VX compiler v2.3r2
- Tasking assembler v2.3r2

- Tasking optimizing linker v2.3r2

### Memory Model

RTA-OSEK supports all variants of the small memory model.

### ORTI Debugger Support

ORTI is the OSEK Run-Time Interface that is supported by RTA-OSEK for the following debuggers:

- Tasking VX Debugger

Further information about ORTI for RTA-OSEK can be found in the *RTA-OSEK ORTI Guide*.

### Hardware Environment

RTA-OSEK supports all variants of the Infineon C166 microcontroller family, including the C161, C163, C164, C165, C167, XC161 and XC164. RTA-OSEK does not support the 80C166 microcontroller.

### Interrupt Model

RTA-OSEK supports fifteen levels of nested interrupts on the Infineon C166 microcontroller family.

### Floating Point Support

RTA-OSEK for the Infineon C166 family is designed to work with fully re-entrant software floating-point libraries supplied by Tasking. This allows floating-point to be used in RTA-OSEK tasks and ISRs without the need to save and restore any additional context.

### Evaluation Board Support

This port of RTA-OSEK can be used with any Infineon C167 Family evaluation board. An example application is provided to run on the Phytex KitCON-167 evaluation board. This application can be adapted for other target boards by adjusting the linker command file (to alter the RAM locations) and one source file (if alternative output pins are required).

### Functionality

The table below outlines the restrictions on the maximum number of operating system objects allowed by RTA-OSEK.

	BCC1	BCC2	ECC1	ECC2
Max no of tasks	16 plus an idle task			
Max tasks per priority	1	16	1	16
Max queued activations	1	255	1	255
Max events per task	n/a	n/a	16	16

	BCC1	BCC2	ECC1	ECC2
Max nested resources	255			
Max alarms	Not limited by RTA-OSEK			
Max standard resources	255			
Max internal resources	Not limited by RTA-OSEK			
Max application modes	255			

Note that OSEK specifies that queued activations in an ECC2 system are only possible for basic tasks. Where tasks share a priority level, the maximum number of queued activations per priority level is 255.

The number of alarms, tasksets, schedules and schedule arrivalpoints is only limited by available hardware resources.

### Memory Usage

The memory overhead of RTA-OSEK is:

Memory Type	Overhead (bytes)
RAM	14
ROM/Flash	89

In addition to the RTOS overhead, each object used by an application has the following memory requirements:

Object	RAM Bytes	ROM Bytes
BCC1 task	0	24
BCC2 task	6	36
ECC1 task	28	42
ECC2 task	30	46
Category 1 ISR	0	0
Category 2 ISR	0	34
Resource	0	10
Internal Resource	0	0
Event	0	2
Alarm	10	30
Counter	4	104
ScheduleTable	10	82
ScheduleTable Expiry	0	10
Taskset (RW)	2	2
Taskset (RO)	0	2
Schedule	12	26
Arrivalpoint (RW)	8	8
Arrivalpoint (RO)	0	8

In addition to these static memory requirements each task priority and Category 2 interrupt has a stack overhead (in addition to application stack usage). The single stack model means that this overhead applies to each priority level rather than to each task. Similarly, for Category 2 interrupts this overhead applies for each unique interrupt priority. The table below shows stack usage for these objects.

Object	Stack Bytes
Task priority level	50
Category 2 interrupt	36

RTA-OSEK provides an optimization for task termination if the user can guarantee that tasks only terminate from their entry function. Tasks that terminate from elsewhere are not eligible for this optimization and duly require 30 more stack bytes per priority level than indicated in the table above.

### Performance

The following table gives the key kernel timings for operating system behavior in CPU cycles.

Task Type	Basic	Extended	Ref
Category 1 ISR Latency	60	60	K
Category 2 ISR Entry Latency	172	172	A
Category 2 ISR Exit Latency	111	303	E
Normal Termination	65	189	D
ChainTask	127	335	J
Pre-emption	133	325	C
Triggered by alarm	221	415	F
Schedule	121	311	Q
ReleaseResource	131	325	M
SetEvent	n/a	469	S

All performance figures are for the non-optimized interface to RTA-OSEK. Using the optimized interface will result in shorter execution times for some operations. All tasks use lightweight termination and no pre or post task hooks were specified.

The execution time for every kernel API call is available on request from ETAS.

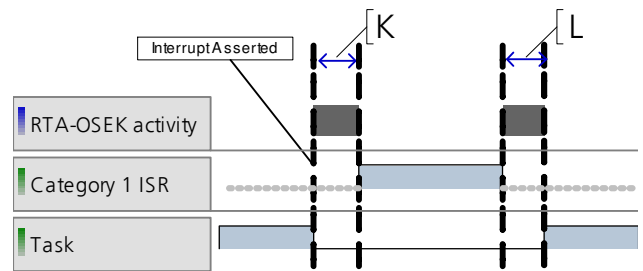


Figure 1 - Category 1 interrupt with return to interrupted task

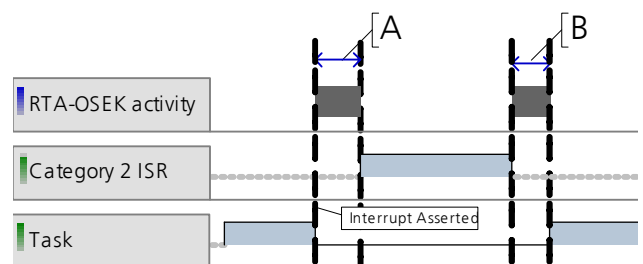


Figure 2 - Category 2 interrupt with return to interrupted task

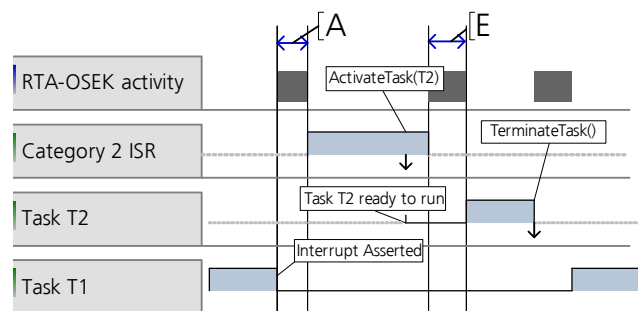


Figure 3 - Category 2 interrupt activates a higher priority task

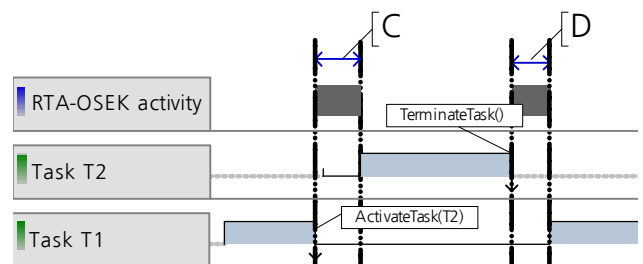


Figure 4 - Task activates a higher priority task

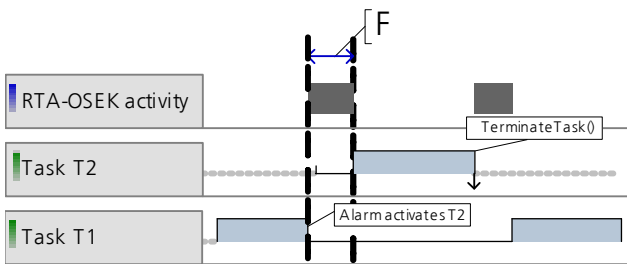


Figure 5 - Alarm activates task

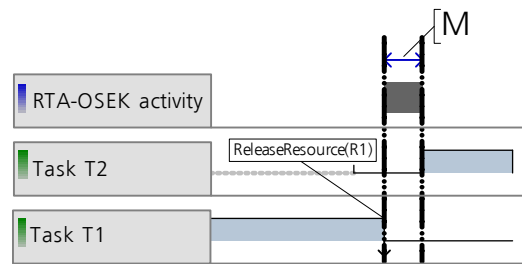


Figure 9 - ReleaseResource()

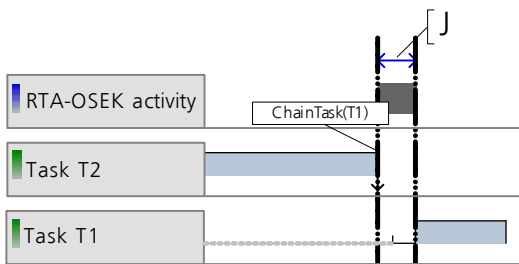


Figure 6 - Task chaining

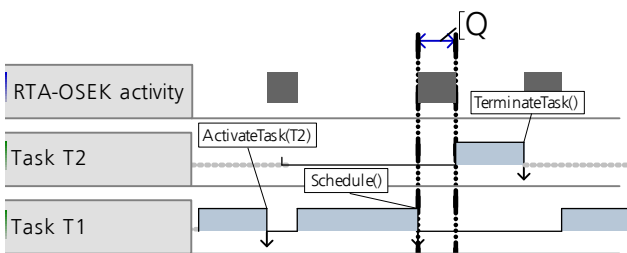


Figure 7 - Schedule() call

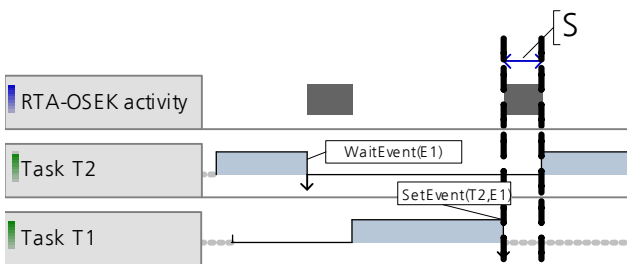


Figure 8 - Activation by SetEvent()

### Benchmarks

The following sections shows benchmarks for RTA-OSEK memory usage for BCC1, BCC2, ECC1 and ECC2 conformant applications. The applications have the following framework:

- 8 tasks plus the idle task
- All basic tasks are lightweight tasks
- 1 Category 2 ISR with a 10ms minimum inter-arrival time
- 1 Counter
- 7 or 8 alarms, all attached to the same counter
- No resources or internal resources
- No hooks
- No schedules
- No tasksets
- Built using standard status

The following table shows the task priority configuration for each benchmark application:

Task/ISR	Stack (bytes)	Period (ms)	BCC1	BCC2	ECC1	ECC2
ISR1	10	10	IPL1	IPL1	IPL1	IPL1
A	10	10	8	8	8	8
B	20	20	7	7	7	7
C	30	20	6	6	6	6
D	40	30	5	5	5	5
E	50	50	4	4	4	4
F	60	80	3	3	3	3

Task/ISR	Stack (bytes)	Period (ms)	BCC1	BCC2	ECC1	ECC2
G	70	100	2	2	2	2
H	80	150	1	1	1	2
Idle	10	-	idle	idle	idle	idle

The overhead figures give the ROM and RAM required for RTA-OSEK in addition to that required by the application. The RAM figure is shown split into RAM data and RAM stack.

### BCC1

The BCC1 application uses 8 basic tasks with unique priorities.

This application has the following overheads:

Memory Usage	Bytes
<b>OS ROM</b>	<b>1247</b>
<b>OS RAM</b>	<b>540</b>
comprising RAM data	62
comprising RAM stack	478

### BCC2

The BCC2 application uses 8 basic tasks with unique priorities.

Tasks A-G are attached to 7 alarms. Task H is activated multiple times from Task A and has maximum queued activation count of 255.

This application has the following overheads:

Memory Usage	Bytes
<b>OS ROM</b>	<b>1523</b>
<b>OS RAM</b>	<b>546</b>
comprising RAM data	60
comprising RAM stack	486

### ECC1

The ECC1 application uses 7 basic tasks and 1 extended task with unique priorities. Task H is the extended task and it waits on a single event that is set by basic tasks A-G.

This application has the following overheads:

Memory Usage	Bytes
<b>OS ROM</b>	<b>1860</b>
<b>OS RAM</b>	<b>586</b>
comprising RAM data	84
comprising RAM stack	502

### ECC2

The ECC2 application uses 6 basic tasks and 2 extended tasks. Tasks G and H are the extended tasks and share a priority. The extended tasks wait on a single event that is set by tasks A-F.

This application has the following overheads:

Memory Usage	Bytes
<b>OS ROM</b>	<b>2430</b>
<b>OS RAM</b>	<b>640</b>
comprising RAM data	114
comprising RAM stack	526

### Stack Optimization

Using stack optimization with the benchmark example identifies that the following tasks can share internal resources:

- Tasks A, B and C
- Tasks D, E and F
- Tasks G and H

The benefit of this optimization is shown in the following table:

Total Stack Space (bytes)	BCC1	BCC2	ECC1	ECC2
<b>Non-optimized</b>	<b>858</b>	<b>866</b>	<b>882</b>	<b>906</b>
OS Overhead	478	486	502	526
Application Overhead	380	380	380	380
<b>Optimized</b>	<b>388</b>	<b>388</b>	<b>412</b>	<b>412</b>
OS Overhead	208	208	232	232
Application Overhead	180	180	180	180

## Notes

### Contact Addresses

ETAS GmbH  
70469 Stuttgart, Germany  
Phone +49 711 89661-0  
Fax +49 711 89661-106  
sales.de@etas.com

ETAS S.A.S.  
94588 Rungis Cedex, France  
Phone +33 1 567000-50  
Fax +33 1 567000-51  
sales.fr@etas.com

ETAS Ltd.  
Burton-upon-Trent  
Staffordshire DE14 2WQ  
Great Britain  
Phone +44 1283 546512  
Fax +44 1283 548767  
sales.uk@etas.com

ETAS Inc.  
Ann Arbor, MI 48103, USA  
Phone +1 888 ETAS INC  
Fax +1 734 997-9449  
sales.us@etas.com

ETAS K.K.  
Yokohama 220-6217, Japan  
Phone +81 45 222-0900  
Fax +81 45 222-0956  
sales.jp@etas.com

ETAS Korea Co., Ltd.  
Seoul 137-889, Korea  
Phone +82 2 5747-016  
Fax +82 2 5747-120  
sales.kr@etas.com

ETAS (Shanghai) Co., Ltd.  
Shanghai 200120, P.R. China  
Phone +86 21 5037 2220  
Fax +86 21 5037 2221  
sales.cn@etas.com

ETAS Automotive India Pvt.  
Ltd.  
Bangalore 560 068, India  
Phone +91 80 4191 2585  
Fax +91 80 4191 2586  
sales.in@etas.com

[www.etas.com](http://www.etas.com)

Subject to change (03/2009)