

## **ETAL5**

ETK ECU Adapter, Erni - SAMTEC (50fc - 10fc), 0m1

Data Sheet



## **Copyright**

---

The data in this document may not be altered or amended without special notification from ETAS GmbH. ETAS GmbH undertakes no further obligation in relation to this document. The software described in it can only be used if the customer is in possession of a general license agreement or single license. Using and copying is only allowed in concurrence with the specifications stipulated in the contract.

Under no circumstances may any part of this document be copied, reproduced, transmitted, stored in a retrieval system or translated into another language without the express written permission of ETAS GmbH.

© Copyright 2018 ETAS GmbH, Stuttgart

The names and designations used in this document are trademarks or brands belonging to the respective owners.

Document ETAL5 R03\_EN – 08.2018

---

## Contents

- 1 Introduction.....5
  - 1.1 View.....5
- 2 Technical Data .....6
  - 2.1 ECU Connector .....6
  - 2.2 Measurement Drawings .....7
  - 2.3 Temperature Range .....7
- 3 ETAS Contact Addresses.....9

---

## Figures

Figure 1: View .....5  
Figure 2: Pin Count.....6  
Figure 3: Bottom View .....7  
Figure 4: Side View.....7

## 1 Introduction

---

Adapts ECU with a 10 pin SAMTEC connector to an ETK-S20 or ETK-S21. Supported is JTAG and DAP Interface. The adapter is passive, signals are routed single ended to the ETK.

### 1.1 View

---

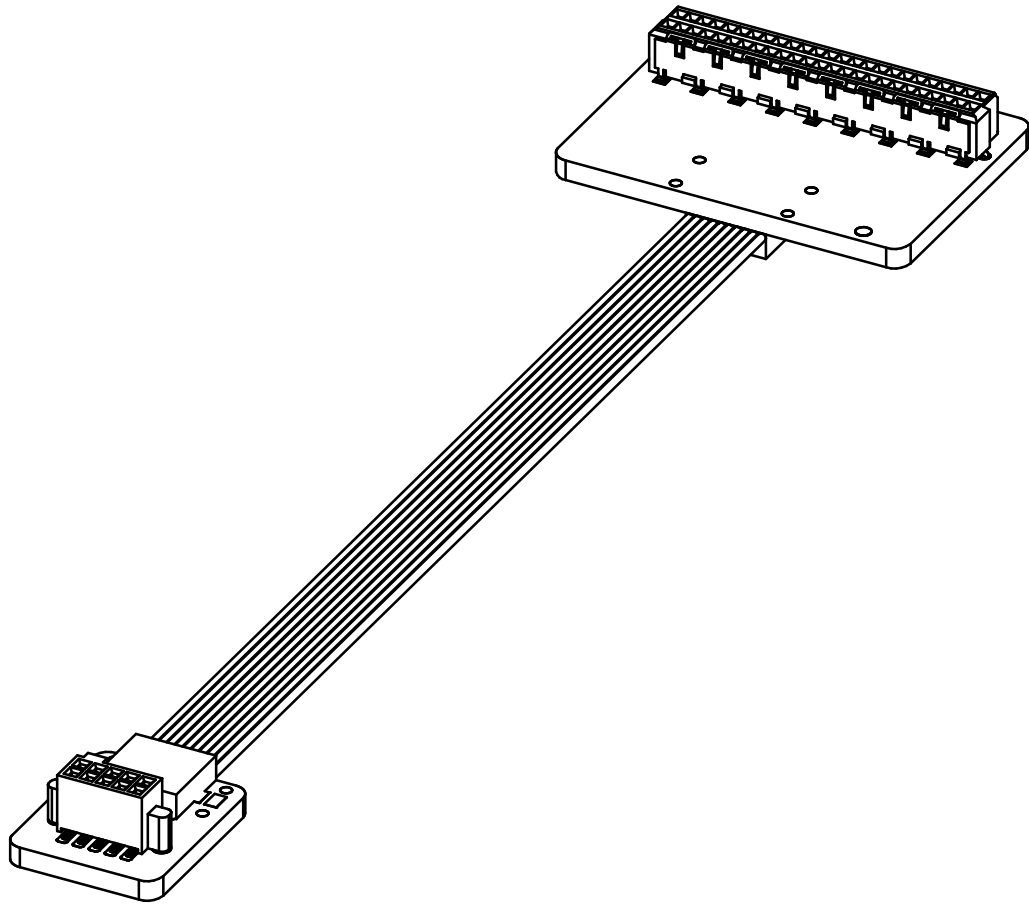


Figure 1: View

## 2 Technical Data

### 2.1 ECU Connector

In order to be able to use the ETK adapter ETAL5 in the ECU, a 10 pin SAMTEC connector (e.g. TFM-105-02-S-D-P) must be available on the ECU. JTAG or DAP mode depends on the used ETK.

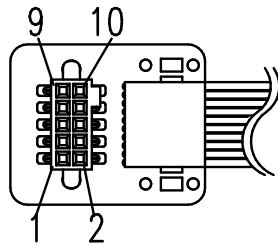


Figure 2: Pin Count

Pin Number	JTAG Mode	DAP Mode
1	GND	GND
2	TCK	DAP0
3	/TRST	/TRST
4	TDO	DAP2
5	TMS	DAP1
6	TDI	-
7	WDGDIS	WDGDIS
8	VDD (Sense)	VDD (Sense)
9	/RESETOUT	/RESETOUT
10	/PORESET	/PORESET

2.2 Measurement Drawings

Measured in mm

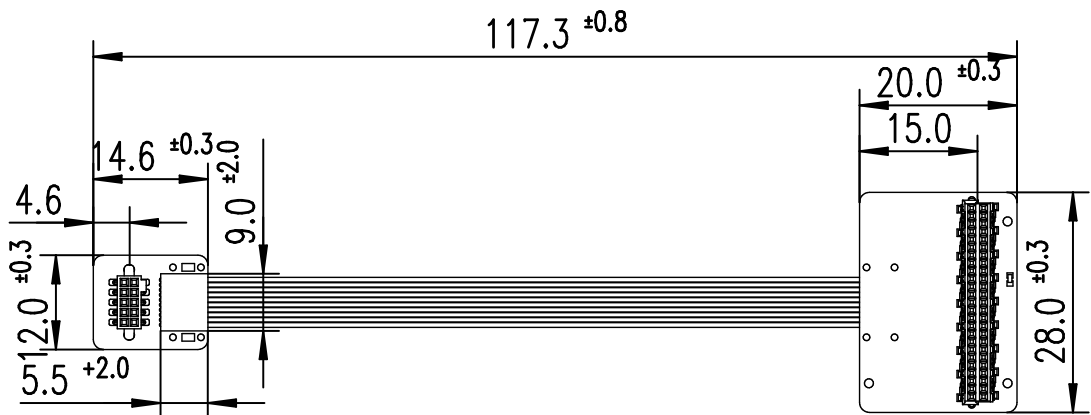


Figure 3: Bottom View



Figure 4: Side View

2.3 Temperature Range

Condition	Temperature
Operating Temperature	-40°C - +110°C

**3** **Ordering Information**

---

<b>Short Name</b>	<b>Order - Number</b>
ETAL5	F 00K 109 414



**4 ETAS Contact Addresses**

---

*ETAS HQ*

---

ETAS GmbH

Borsigstraße 24

70469 Stuttgart

Germany

Phone: +49 711 3423-0

Fax: +49 711 3423-2106

WWW: [www.etas.com](http://www.etas.com)*ETAS Subsidiaries and Technical Support*

---

For details of your local sales office as well as your local technical support team and product hotlines, take a look at the ETAS website:

ETAS subsidiaries

WWW: [www.etas.com/en/contact.php](http://www.etas.com/en/contact.php)

ETAS technical support

WWW: [www.etas.com/en/hotlines.php](http://www.etas.com/en/hotlines.php)