

ETAI5

ETK ECU Adapter with short ED supply
and GND lines, JST PHR - open wires
(7fc - 2c+5c), 0m25

Data Sheet

Copyright

The data in this document may not be altered or amended without special notification from ETAS GmbH. ETAS GmbH undertakes no further obligation in relation to this document. The software described in it can only be used if the customer is in possession of a general license agreement or single license. Using and copying is only allowed in concurrence with the specifications stipulated in the contract.

Under no circumstances may any part of this document be copied, reproduced, transmitted, stored in a retrieval system or translated into another language without the express written permission of ETAS GmbH.

© Copyright 2018 ETAS GmbH, Stuttgart

The names and designations used in this document are trademarks or brands belonging to the respective owners.

Document ETAI5 R03_EN – 08.2018

Contents

1	Introduction.....	5
1.1	View.....	5
1.2	Installation.....	6
2	Technical Data	7
2.1	ECU Signals	7
2.2	Measurement Drawing	8
3	Ordering Information	9
4	ETAS Contact Addresses.....	10

Figures

Figure 1: View5
Figure 2: Installation6
Figure 3: Measurement Drawing.....8

1 Introduction

Open wire cable to connect additional ETK-S4.2C signals to the ECU. Shorter GND and VDDSB RAM wires to minimize voltage drop.

1.1 View




Figure 1: View

1.2 Installation

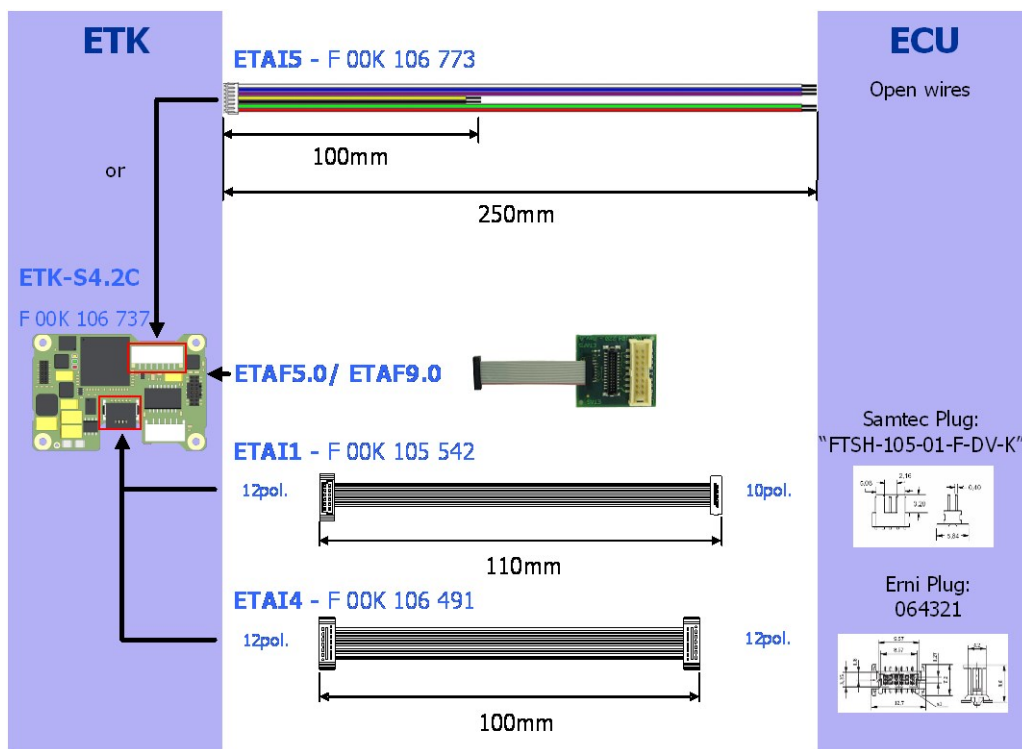


Figure 2: Installation

2 Technical Data

2.1 ECU Signals

ETAI5 is an open wire adapter to connect the additional ETK-S4.2C signals to several points at the ECU PCB.

Pinlist for the ETAI5 Adapter:

Pin	Color	Signal	Description
1	Red	SGUBATT1	U Battery
2	Green	Cal Wakeup	ECU wake-up signal (for measurement preparation)
3	Black	GND	Signal Ground
4	Yellow	VDDSBRAM (Supply)	Standby (permanent) power supply of ECU RAMs
5	Magenta	/HDRST	ECU Reset signal
6	Blue	DAI1	Data Acquisition Interrupt Line 1
7	White	DAI2	Data Acquisition Interrupt Line 2

2.2 Measurement Drawing

Measured in mm

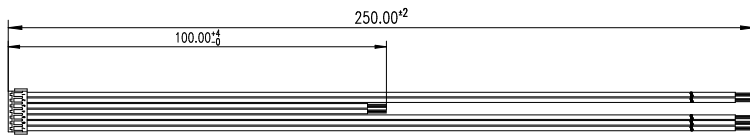


Figure 3: Measurement Drawing

3 Ordering Information

Short Name	Order - Number
ETAI1	F 00K 105 542
ETAI4	F 00K 106 491
ETAI5	F 00K 106 773

4 ETAS Contact Addresses

ETAS HQ

ETAS GmbH

Borsigstraße 24

70469 Stuttgart

Germany

Phone: +49 711 3423 0

Fax: +49 711 3423 2106

WWW: www.etas.com*ETAS Subsidiaries and Technical Support*

For details of your local sales office as well as your local technical support team and product hotlines, take a look at the ETAS website:

ETAS subsidiaries

WWW: www.etas.com/en/contact.php

ETAS technical support

WWW: www.etas.com/en/hotlines.php